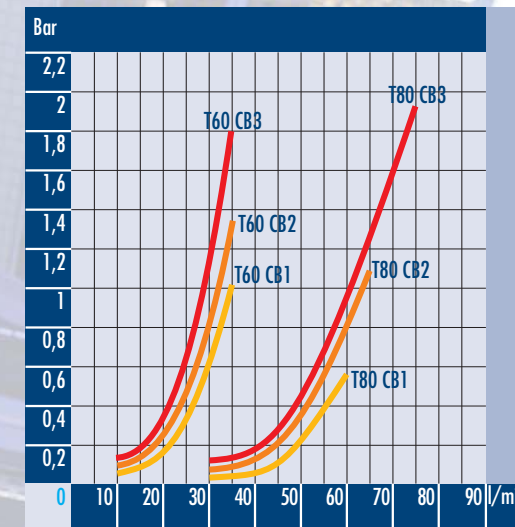
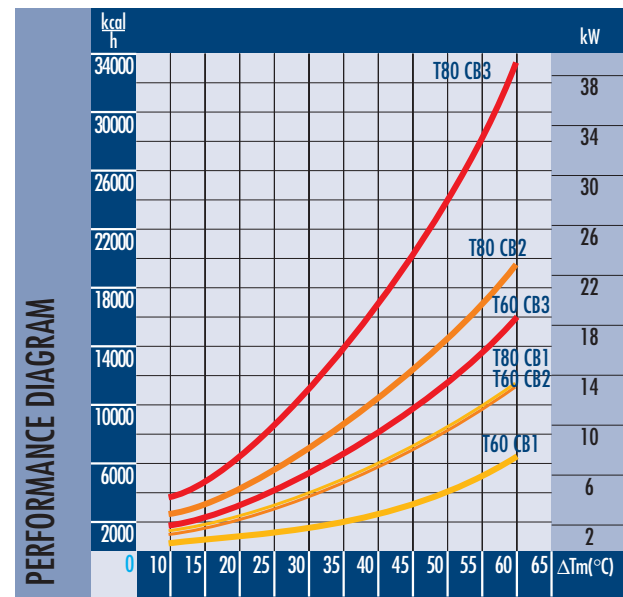


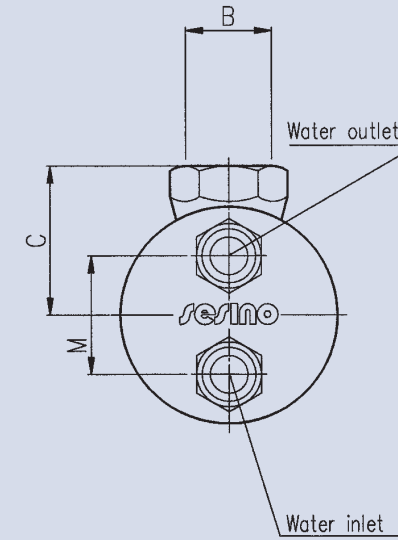
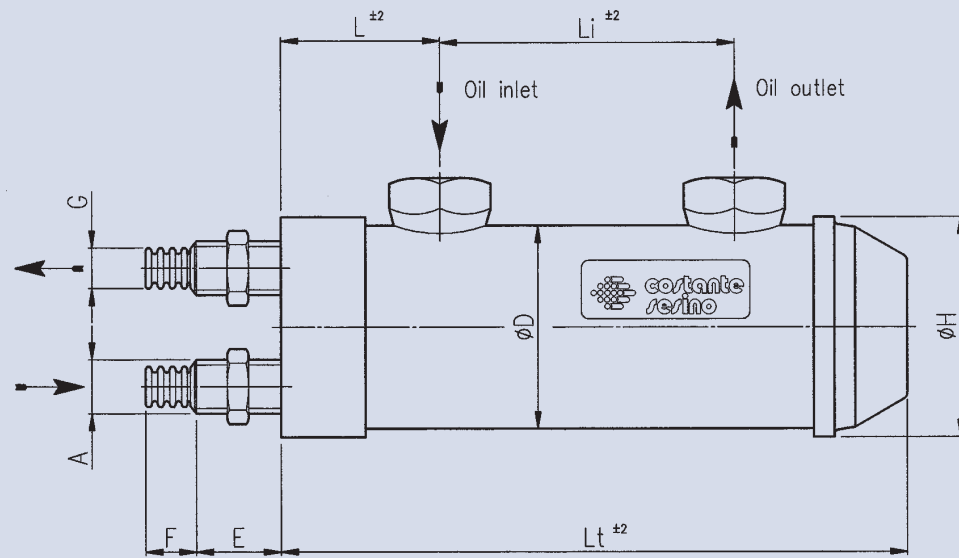
not inspectable
water inside

T60-80 CB outside the tank



cSt	22	30	46	68	100	150	220
f	0,4	0,6	1	1,5	2,3	3,3	4,6

CORRECTION FACTOR



37

Dimensions and technical characteristics are not binding



Type	Oil flow l/min	kW dissipated with oil = 50°C, 40 cSt H2O= 15°C	Weight kg	Dimensions											
				Lt	∅D	∅A	∅B	∅H	Li	∅G	M	C	L	F	E
T60 CB1	5 - 30	2,0 - 2,5	1,9	235	60	3/8" gas	1/2" gas	65	140	12	35	47	47	17	20
T60 CB2	5 - 30	3,0 - 4,0	2,6	355	60	3/8" gas	1/2" gas	65	260	12	35	47	47	17	20
T60 CB3	5 - 30	4,0 - 5,0	3,8	535	60	3/8" gas	1 1/2" gas	65	440	12	35	47	47	17	20
T80 CB1	20 - 50	4,0 - 4,5	3,2	255	80	1/2" gas	3/4" gas	85	120	17	45	65	60	20	20
T80 CB2	20 - 60	6,5 - 7,5	5,1	415	80	1/2" gas	3/4" gas	85	280	17	45	65	60	20	20
T80 CB3	30 - 80	9,0 - 10,0	8,0	665	80	1/2" gas	3/4" gas	85	530	17	45	65	60	20	20

TABLE